

VISION21 scale app

Android Version

STEP 1: DOWNLOAD THE APP

- Open (Play Store) (Google Play)
- Go to the search bar
- Search: Vision 21
- Press download



STEP 2: LOGIN

- Open app
- Tap the Bluetooth icon in the top right corner of the device
- Your device will then search for your scale
- Select your scale

Important

- Be close to the scale when connecting.
- The telephone has the same function as the display.

MENU

WELCOME

Displays data from your scale.

CALIBRATION

This is where you perform the empty and full calibration of your scale. Follow the steps displayed on the screen. Your scale will not indicate a weight until both calibration cycles (empty and full) are completed.

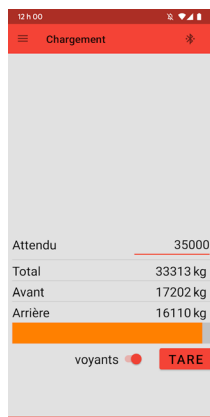
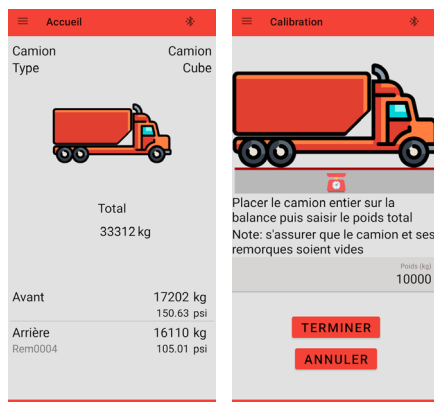
LOADING

EXPECTED: This is the total weight (truck + load) that you do not want to exceed.

ZEROING: To activate zeroing press **TARE** and to deactivate zeroing press **RAZ**.

LIGHTS: To activate the Vision 21 light and exterior lights. Lights are programmed when they begin to:

- Flash slowly at 75% of expected weight.
- Flashing rapidly at 90% of expected weight.
- Stay on when weight is reached.



LOG

To save the data of your loads.
Press + and follow the directions.

ASSISTANCE

TROUBLESHOOTING: How to connect to the scale.

DEBUG: Reading sensors in volts.

STATISTICS: To send file or event report.

SETTINGS

APPLICATION

MAXIMUM WEIGHT: This is the weight (truck + load) that you do not want to exceed. A symbol ! will appear in your home screen on either side of the total. It will appear in yellow before reaching your weight and in red when it is reached or exceeded.

CHOICE OF POUND OR KILO

- Automatic data refresh for weight reading and frequency (period).
- Whole approximation 1= to the nearest kilo, 10 = to the nearest 10 kilos, 100 = to the nearest 100 kilos

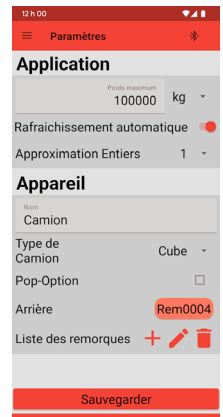
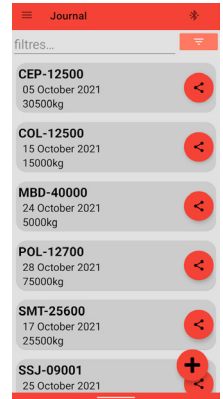
DEVICE

NAME: Name of your device

TRUCK TYPE: Choice of truck type: train semi-trailer, 10 wheels, etc.

POP OPTION: Option for 10 and 12 wheels.

- Trailer A: Press ____ to select your trailer A
- Trailer B: Press ____ to select your trailer B in the case of a train.



Distributions NJCO inc.
1036 B, Route de Fossambault St-Augustin-de-Desmaures
QC G3A 1W8 418 624-0884
www.balancevisionair.com | info@balancevisionair.com